

WELCOME TO  
SHARDA UNIVERSITY  
SCHOLARSHIP AND ADMISSION  
TEST (SUSAT) 2020  
GENERAL INSTRUCTIONS



# SUSAT CONSISTS OF TWO MAIN STEPS:

## ■ FIRST STEP:

**SUSAT ONLINE EXAM**


## ■ SECOND STEP:

**PERSONAL INTERVIEW (PI) only for the  
Candidates who don't have minimum IELTS (5.00 and  
above)**

# STEPS

## SUSAT ONLINE EXAM

- **Step 1:** Use any Web browser from the following options :



- **Don't use Internet Explorer :**



# STEPS

## SUSAT ONLINE EXAM

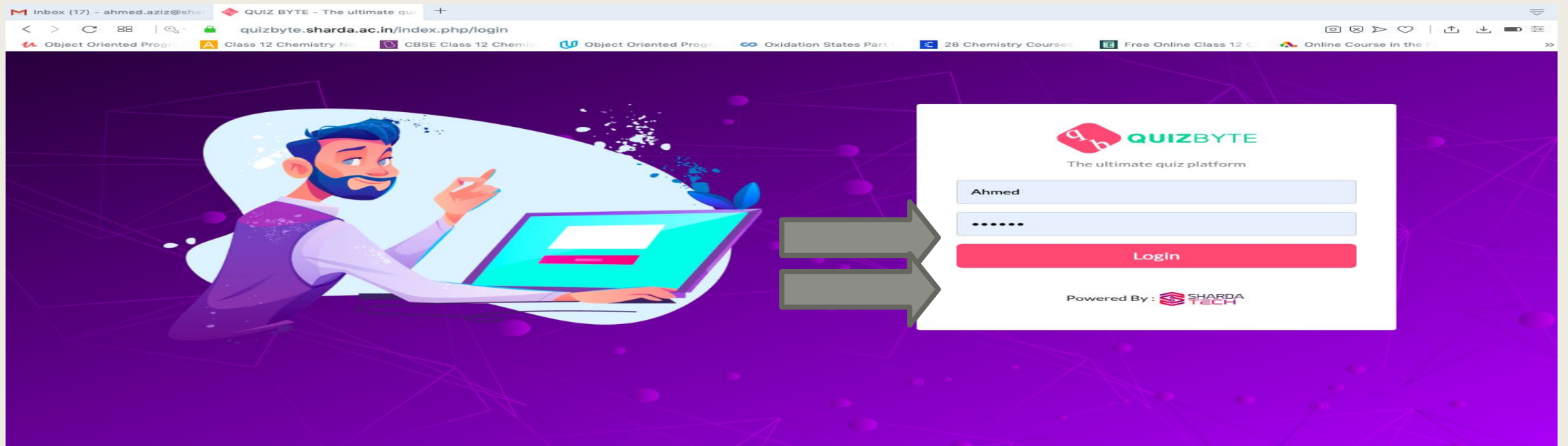
- **Step 2:** After that type the following link:

**<https://quizbyte.sharda.ac.in/index.php/login>**



# SUSAT ONLINE EXAM STEPS

## ■ Step 3: Enter your Username and Password



**Please Note that: The USERNAMES AND PASSWORD WILL BE SHARED ON THE OFFICIAL TELEGRAM ADMISSION CHANNEL AND WEBSITE**

# SUSAT ONLINE EXAM STEPS

- **Step 4:** Ensure that your name is correctly written on the exam page

SHARDA UNIVERSITY UZBEKISTAN

My Account Quiz Result

Welcome, Ahmed Aziz Logout

### Quiz - List 2020

#	Quiz Name	Attempts Left	Action
1	BBA	2	<input type="button" value="Start Test"/>

# STEPS

## SUSAT ONLINE EXAM

### ■ **Step 5:** Read the Instruction Carefully:

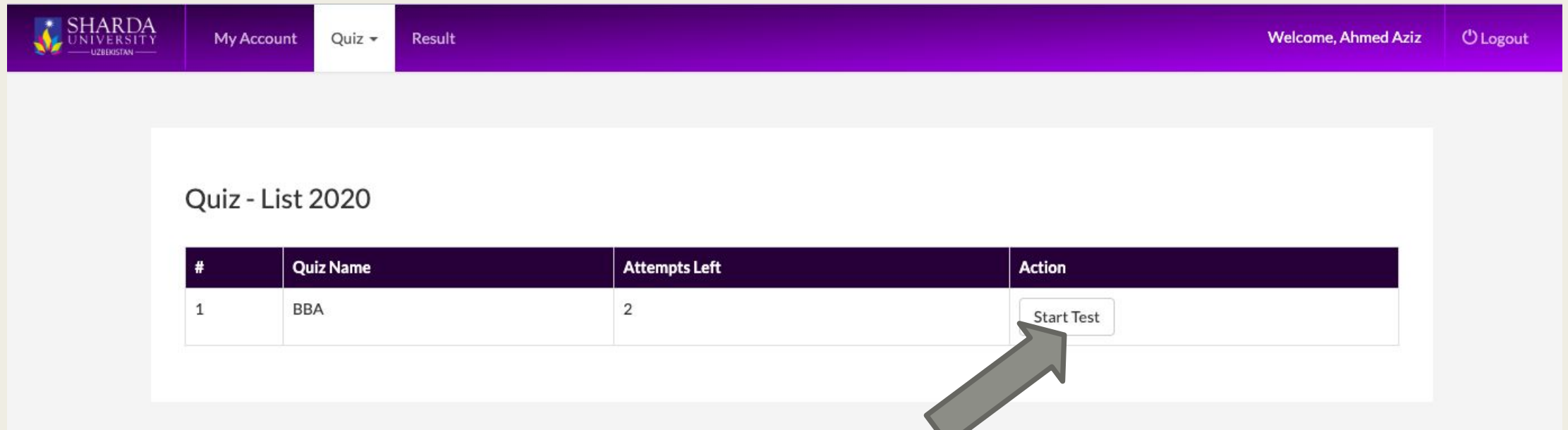
#### ① Important Instructions & Guidelines

- The exam consists of 75 questions from the selected subject.
- Exam is for 90 minutes.
- Please switch off your mobile and place it on your desk.
- Please do not refresh the page during the test.
- Use Next and Back buttons to move on to the next or the previous question in the test if required.
- After you finish the test, click on the Submit button to Submit your test.
- Any candidate found copying would be asked to leave.
- In case you are getting any pop-up/virus message on your system, please inform the invigilator immediately.
- Do not close the test window unless you complete and submit the test.
- If you lose Internet connectivity at any point during the test, please do not panic. Continue attempting this assessment. You will not lose time and your answers will be automatically submitted once the Internet connectivity comes back.
- If your system shuts down abruptly, Please do not panic. Your results would have been saved automatically. Kindly contact the invigilator. Necessary steps shall be taken to resume your test.
- Please do not use browser back button.

# STEPS

## SUSAT ONLINE EXAM

- **Step 6: After Reading the instructions Press “Start Test Button”**



The screenshot shows the user interface of the Sharda University online exam system. At the top, there is a purple navigation bar with the Sharda University logo on the left, and links for 'My Account', 'Quiz', and 'Result' in the center. On the right side of the bar, it says 'Welcome, Ahmed Aziz' and a 'Logout' button. Below the navigation bar, the main content area is titled 'Quiz - List 2020'. It contains a table with the following data:

#	Quiz Name	Attempts Left	Action
1	BBA	2	<a href="#">Start Test</a>

A large grey arrow points to the 'Start Test' button in the 'Action' column of the table.



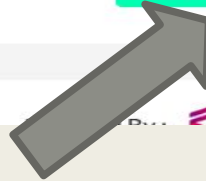
# Steps To Start your Exam

## ■ Step 7: Press “Start Quiz Button”

### Attempt Quiz

<b>Quiz Name</b>	B.Tech
Description	
Start Date (Quiz can be attempted after this date. DD MM YYYY HH:II:SS )	03 Jul, 2020 11:00:00
End Date (Quiz can be attempted before this date)	03 Jul, 2020 14:00:00
Duration (in min)	90
Allow Maximum Attempts	2
Total Questions	75
Minimum Percentage Required to Pass	35
Mark Per Question	1

Start Quiz



# SUSAT ONLINE EXAM STEPS

- **Step 8: Overall you have 75 questions as shown on the right side. On the left side you will find the select question. For example as shown in the below image I select question no 1 so that on the right side its red and on the left side the question is shown.**

BBA Time left: 01:29:41

Question 1)  
Millions of cigarettes ..... every year.

A)  is smoke  
B)  are smoking  
C)  are smoked  
D)  are smoke

[Next](#) [Submit Quiz](#)

**Questions**

1	2	3	4	5	6	7	8	9
10	11	12	13	14	15	16	17	18
19	20	21	22	23	24	25	26	27
28	29	30	31	32	33	34	35	36
37	38	39	40	41	42	43	44	45
46	47	48	49	50	51	52	53	54
55	56	57	58	59	60	61	62	63
64	65	66	67	68	69	70	71	72
73	74	75						

Answered  Unanswered  Not-visited

**Important Instructions & Guidelines**

1. Please do not refresh the page during the test.
2. Use Next and Back buttons to move on to the next or the previous question in the test if required.
3. Please do not use browser back button.
4. Do not close the test window unless you complete and submit the test.

# FIRSTLY SUSAT ONLINE EXAM STEPS

- **Step 9:** on the right side if the button is red its means that you still not answered the question and if your answer it will become green.

Important Note:

**\* Green not mean correct answer and red not mean Wrong answer it only indicate if you answer the question or not**

The screenshot displays the SUSAT online exam interface. At the top left, it shows 'BBA' and 'Time left: 01:29:41'. The main content area contains 'Question 1)' with the text 'Millions of cigarettes ..... every year.' and four multiple-choice options: A) is smoke, B) are smoking, C) are smoked, and D) are smoke. Below the question, there are 'Next' and 'Submit' buttons. To the right, a 'Questions' grid shows 75 numbered buttons. Button 1 is red, indicating it is unanswered, while others are grey. A legend below the grid shows a green circle for 'Answered', a red circle for 'Unanswered', and a grey circle for 'Not-visited'. Below the legend, there are 'Important Instructions & Guidelines' with four numbered points. Two grey arrows point to the 'Submit' button and the 'Unanswered' legend entry.

BBA

Time left: 01:29:41

Question 1)  
Millions of cigarettes ..... every year.

A)  is smoke  
B)  are smoking  
C)  are smoked  
D)  are smoke

Next

Submit

Questions

1 2 3 4 5 6 7 8 9  
10 11 12 13 14 15 16 17 18  
19 20 21 22 23 24 25 26 27  
28 29 30 31 32 33 34 35 36  
37 38 39 40 41 42 43 44 45  
46 47 48 49 50 51 52 53 54  
55 56 57 58 59 60 61 62 63  
64 65 66 67 68 69 70 71 72  
73 74 75

Answered  Unanswered  Not-visited

Important Instructions & Guidelines

1. Please do not refresh the page during the test.
2. Use Next and Back buttons to move on to the next or the previous question if required.
3. Please do not use browser back button.
4. Do not close the browser window unless you complete and submit the test.

# SUSAT ONLINE EXAM STEPS

- **Step 10: After reading the question you can select any options as your answer by click on the available answer options under the question**

The screenshot displays the SUSAT online exam interface. At the top left, it shows 'BBA' and 'Time left: 01:29:41'. The main content area features 'Question 1)' with the text 'Millions of cigarettes ..... every year.' Below this, there are four multiple-choice options: A) is smoke, B) are smoking, C) are smoked, and D) are smoke. Three grey arrows point to options B, C, and D. At the bottom of the question area are 'Next' and 'Submit Quiz' buttons. On the right side, there is a 'Questions' grid with 75 numbered circles. Circle 1 is red, indicating it is the current question, while others are grey. Below the grid is a legend: a green circle for 'Answered', a red circle for 'Unanswered', and a grey circle for 'Not-visited'. At the bottom right, there are 'Important Instructions & Guidelines' listed as follows:

1. Please do not refresh the page during the test.
2. Use Next and Back buttons to move on to the next or the previous question in the test if required.
3. Please do not use browser back button.
4. Do not close the test window unless you complete and submit the test.

# SUSAT ONLINE EXAM STEPS

- **Step 11: After selecting your answer press Next Button to go to the next Question**

The screenshot displays the SUSAT online exam interface. At the top left, the text "BBA" is visible. At the top right, the text "Time left: 01:23:04" is shown next to a menu icon. The main content area contains "Question 2)" with the text "Smith went abroad last year. .... abroad before." Below this, there are four multiple-choice options, each with a radio button: A) He had never been, B) He had been never, C) He never went, and D) He went never. At the bottom of the question area, there are three buttons: "Back" (dark grey), "Next" (green), and "Submit Quiz" (pink). A large grey arrow points to the "Next" button. On the right side of the interface, there is a "Questions" section with a grid of 75 numbered circles. Circle 1 is highlighted in red, while all other circles are grey. Below the grid, there is a legend: a green circle for "Answered", a red circle for "Unanswered", and a grey circle for "Not-visited". At the bottom right, there is a section titled "Important Instructions & Guidelines" with four numbered instructions: 1. Please do not refresh the page during the test. 2. Use Next and Back buttons to move on to the next or the previous question in the test if required. 3. Please do not use browser back button. 4. Do not close the test window unless you complete and submit the test.

# SUSAT ONLINE EXAM STEPS

- **Step 12: If you want to go back for the previous question by Pressing “Back Button”**

The screenshot displays the SUSAT online exam interface. At the top left, it shows 'BBA' and at the top right, 'Time left: 01:21:43'. The main content area is divided into two sections. On the left, 'Question 2)' is displayed with the text 'Smith went abroad last year. .... abroad before.' Below this, four multiple-choice options are listed: A) He had never been, B) He had been never, C) He never went, and D) He went never. Each option has a radio button. At the bottom of this section, there are three buttons: 'Back' (dark grey), 'Next' (green), and 'Submit Quiz' (pink). A large grey arrow points to the 'Back' button. On the right side, there is a 'Questions' grid consisting of 75 numbered circles. Circle 1 is highlighted in green, indicating it is the current question. Below the grid, a legend shows three colored circles: green for 'Answered', red for 'Unanswered', and grey for 'Not-visited'. At the bottom right, there is a section titled 'Important Instructions & Guidelines' with four numbered instructions: 1. Please do not refresh the page during the test. 2. Use Next and Back buttons to move on to the next or the previous question in the test if required. 3. Please do not use browser back button. 4. Do not close the test window unless you complete and submit the test.

# SUSAT ONLINE EXAM STEPS

- **Step 13: You can swap between the questions by clicking on the question numbers on the right side**

The screenshot displays the SUSAT online exam interface. At the top left, it says "BBA". At the top right, it shows "Time left: 01:21:43" and a menu icon. The main content area is divided into two sections. On the left, "Question 2)" is displayed with the text "Smith went abroad last year. .... abroad before." and four multiple-choice options: A) He had never been, B) He had been never, C) He never went, and D) He went never. Below the question are three buttons: "Back", "Next", and "Submit Quiz". On the right, a "Questions" section shows a grid of question numbers from 1 to 75. The number 1 is highlighted in green, indicating it is the current question. A large grey arrow points from the "Questions" grid towards the question text. Below the grid, there is a legend: a green circle for "Answered", a red circle for "Unanswered", and a grey circle for "Not-visited". At the bottom right, there is a section titled "Important Instructions & Guidelines" with four numbered instructions: 1. Please do not refresh the page during the test. 2. Use Next and Back buttons to move on to the next or the previous question in the test if required. 3. Please do not use browser back button. 4. Do not close the test window unless you complete and submit the test.

# SUSAT ONLINE EXAM STEPS

- **Step 14: Anytime you want to submit your answers you can press "Submit Quiz Button"**

The screenshot displays the SUSAT online exam interface. At the top left, it shows 'BBA' and 'Time left: 01:21:43'. The main content area contains 'Question 2)' with the text 'Smith went abroad last year. .... abroad before.' and four multiple-choice options (A, B, C, D) with radio buttons. Below the question are 'Back' and 'Next' buttons. A large grey arrow points to the 'Submit Quiz' button, which is highlighted in pink. On the right side, there is a 'Questions' section with a grid of 75 numbered circles. The first circle (1) is green, indicating it is answered. Below the grid is a legend: a green circle for 'Answered', a red circle for 'Unanswered', and a grey circle for 'Not-visited'. At the bottom right, there are 'Important Instructions & Guidelines' listed in four points.

BBA

Time left: 01:21:43

Question 2)  
Smith went abroad last year. .... abroad before.

A)  He had never been  
B)  He had been never  
C)  He never went  
D)  He went never

Back Next

Submit Quiz

Questions

1	2	3	4	5	6	7	8	9
10	11	12	13	14	15	16	17	18
19	20	21	22	23	24	25	26	27
28	29	30	31	32	33	34	35	36
37	38	39	40	41	42	43	44	45
46	47	48	49	50	51	52	53	54
55	56	57	58	59	60	61	62	63
64	65	66	67	68	69	70	71	72
73	74	75						

Answered Unanswered Not-visited

**Important Instructions & Guidelines**

1. Please do not refresh the page during the test.
2. Use Next and Back buttons to move on to the next or the previous question in the test if required.
3. Please do not use browser back button.
4. Do not close the test window unless you complete and submit the test.



# SUSAT ONLINE EXAM STEPS

- **Step 15: Time is shown on the most top of the right side. Please note that you have only 1:30 hours to submit your answer. Otherwise, the exam will be closed automatically after the time is**

BBA

Time left: 01:21:43

Question 2)  
Smith went abroad last year. .... abroad before.

A)  He had never been  
B)  He had been never  
C)  He never went  
D)  He went never

Questions

1 2 3 4 5 6 7 8 9  
10 11 12 13 14 15 16 17 18  
19 20 21 22 23 24 25 26 27  
28 29 30 31 32 33 34 35 36  
37 38 39 40 41 42 43 44 45  
46 47 48 49 50 51 52 53 54  
55 56 57 58 59 60 61 62 63  
64 65 66 67 68 69 70 71 72  
73 74 75

Answered Unanswered Not-visited

Back Next Submit Quiz

**Important Instructions & Guidelines**

1. Please do not refresh the page during the test.
2. Use Next and Back buttons to move on to the next or the previous question in the test if required.
3. Please do not use browser back button.
4. Do not close the test window unless you complete and submit the test.

# SUSAT ONLINE EXAM STEPS

- **Step 16: Now you are successfully Done your SUSAT and now press “Logout Button”, and go For Personal Interview if you don’t have IELTS Score**

SHARDA UNIVERSITY UZBEKISTAN

My Account Quiz Result

Welcome, Ahmed Aziz Logout

Print

Quiz submitted successfully

Personal Details

Full Name	Email	Contact Number	Level Name	Subject	Address	School Name
Ahmed Aziz	Ahmed		BBA			

BBA Result

## SUSAT ONLINE EXAM STEPS

If you find  $7 \frac{1}{2}$  it equal to  $7 \frac{1}{2}$

For any Query Please Feel Free to call:  
+998979900396

PI STEPS

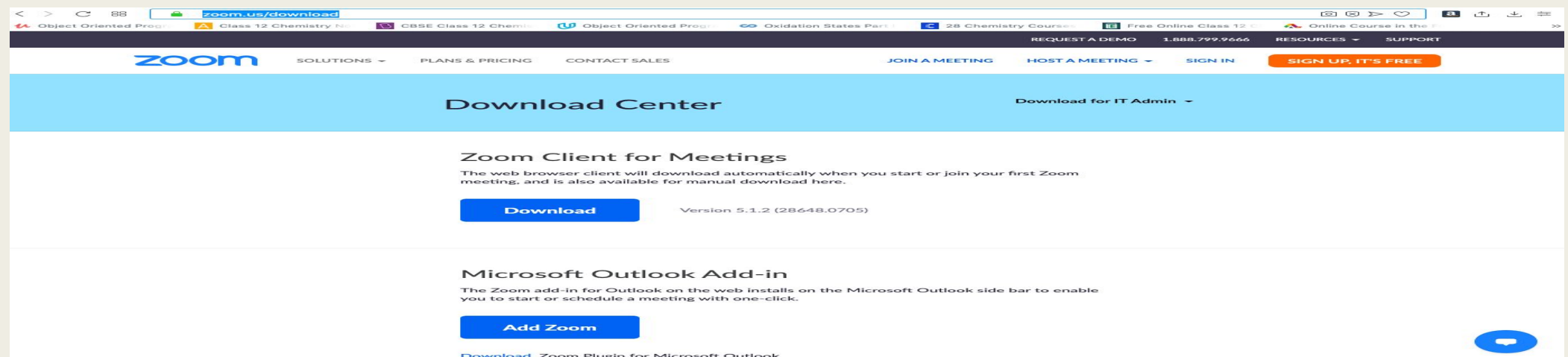
# STEPS PERSONAL INTERVIEW

- **PI ONLY FOR THE CANDIDATES WHO DON'T HAVE VALID IELTS SCORE**

- **First STEP**

**DOWNLOAD ZOOM APPLICATION FROM the Following Link:**

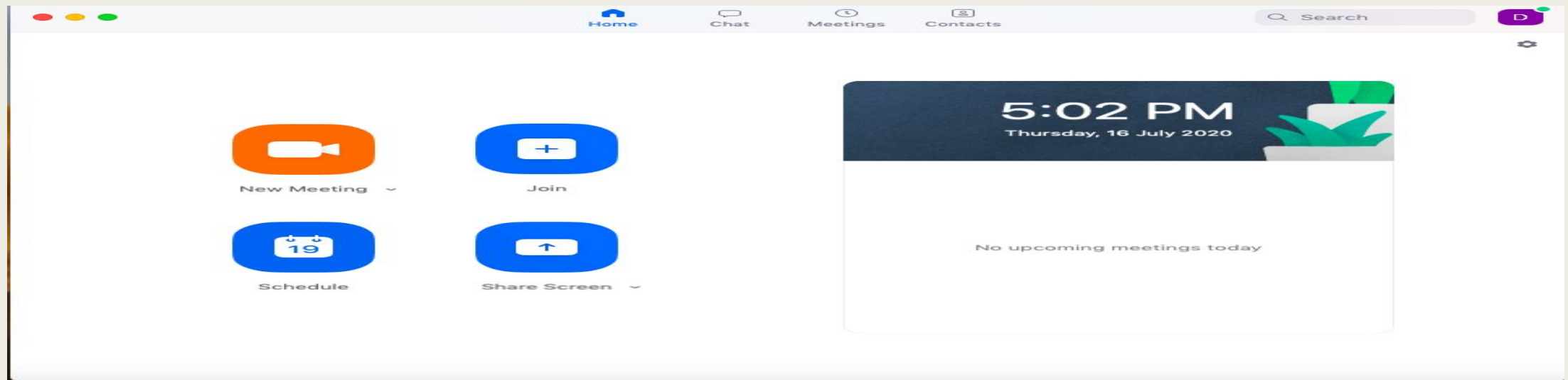
**<https://zoom.us/download>**



The screenshot shows the Zoom Download Center page. The browser address bar displays 'zoom.us/download'. The page features a navigation bar with the Zoom logo and links for SOLUTIONS, PLANS & PRICING, CONTACT SALES, JOIN A MEETING, HOST A MEETING, SIGN IN, and SIGN UP, IT'S FREE. The main content area is titled 'Download Center' and includes a 'Download for IT Admin' link. Below this, there are two sections: 'Zoom Client for Meetings' with a 'Download' button and version information (5.1.2 (28648.0705)), and 'Microsoft Outlook Add-in' with an 'Add Zoom' button. A chat icon is visible in the bottom right corner.

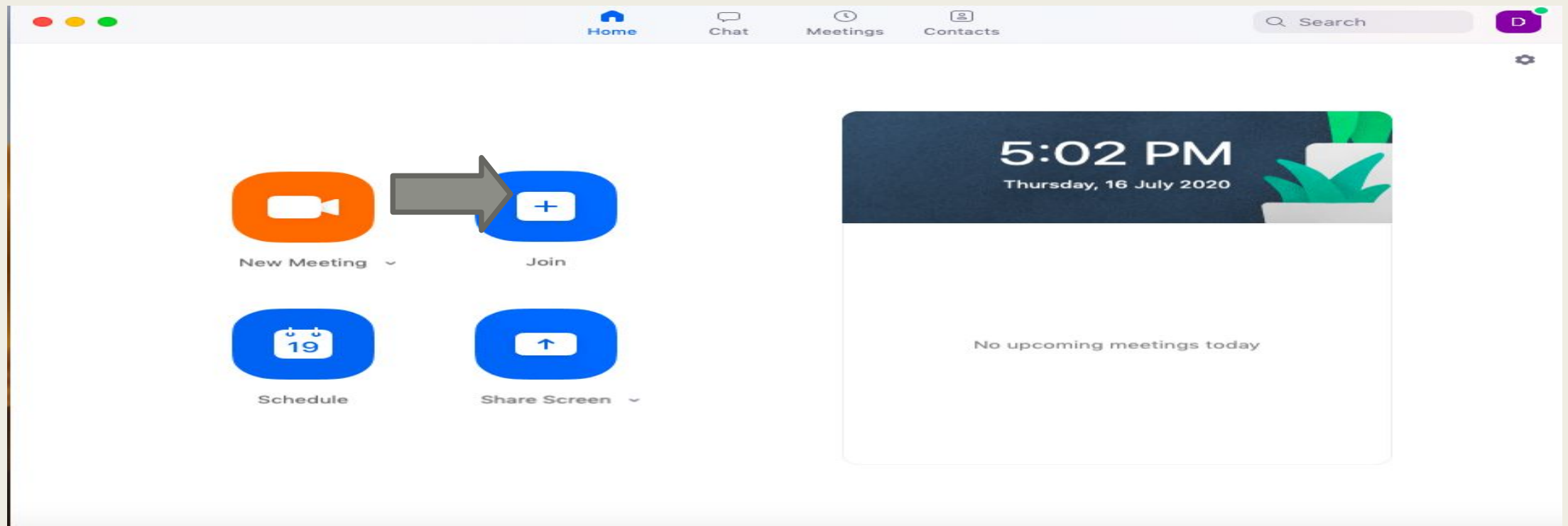
# SECONDLY PI STEPS

- **PI ONLY FOR THE CANDIDATES WHO DON'T HAVE VALID IELTS SCORE**
- **SECOND STEP**
- **INSTALL ZOOM on your PC or MOBILE**



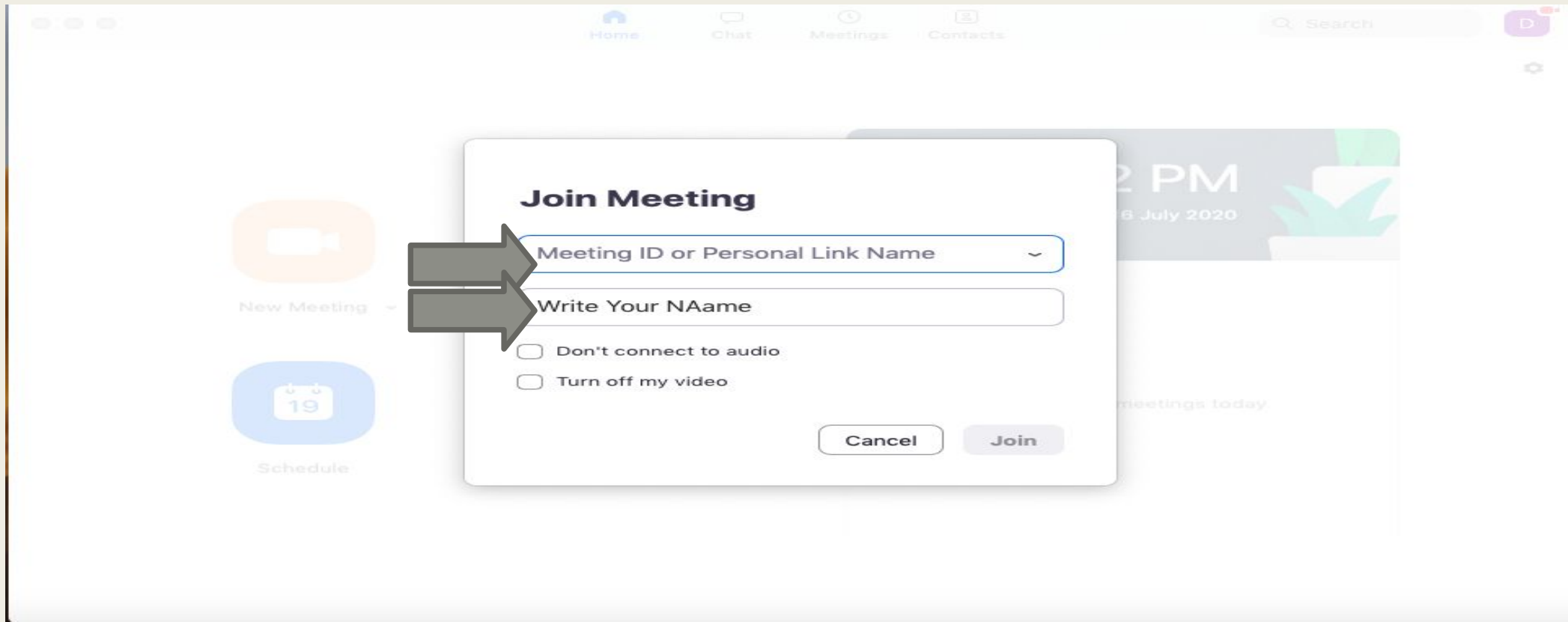
# PI STEPS

- **PI ONLY FOR THE CANDIDATES WHO DON'T HAVE VALID IELTS SCORE**
- **Third STEP: Click Join**



# PI STEPS

- **PI ONLY FOR THE CANDIDATES WHO DON'T HAVE VALID IELTS SCORE**
- **Fourth STEP: ENTER THE MEETING ID AND WRITE YOUR NAME**





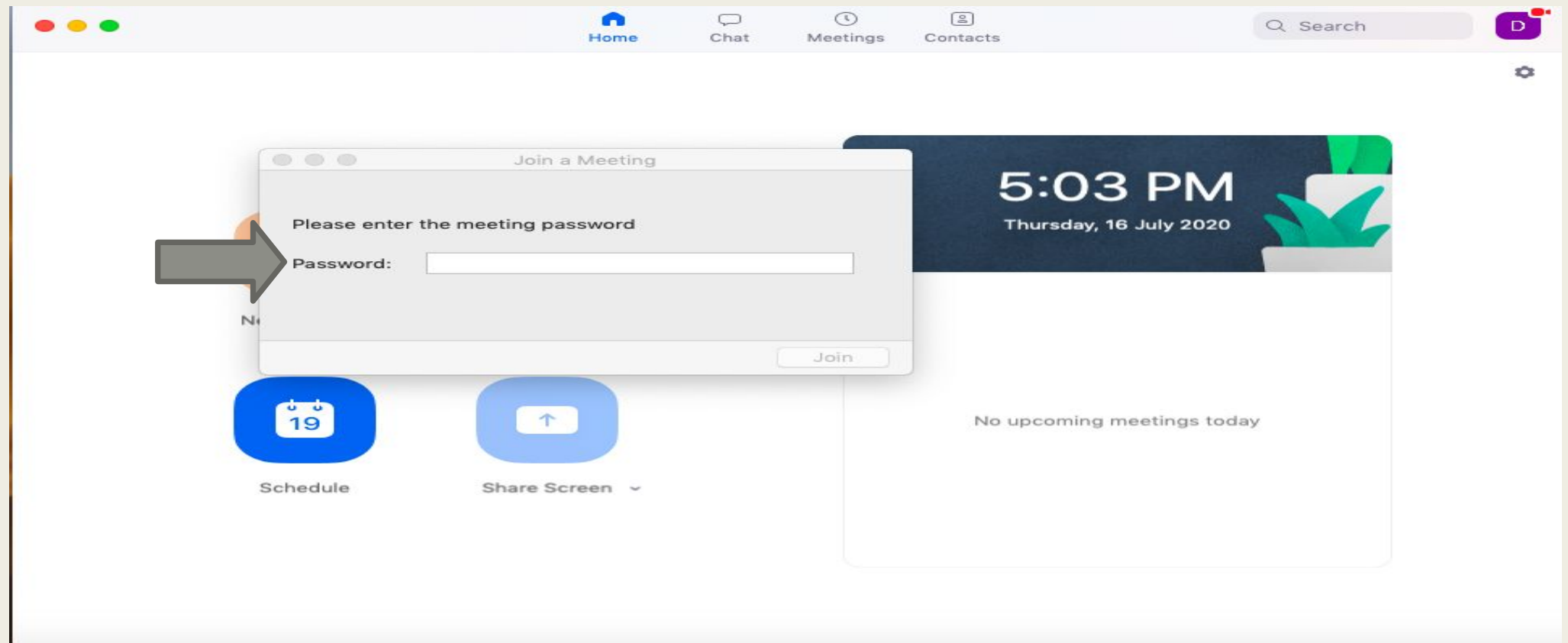
## PI STEPS

- **PI ONLY FOR THE CANDIDATES WHO DON'T HAVE VALID IELTS SCORE**
- **Fourth STEP: ENTER THE MEETING ID AND WRITE YOUR NAME**

**\* Please Note that: Zoom ID and Password will be shared in The Official Telegram Channel AND ON WEBSITE**

# PI STEPS

- **PI ONLY FOR THE CANDIDATES WHO DON'T HAVE VALID IELTS SCORE**
- **FIFTH STEP: ENTER THE MEETING Password**



## PI STEPS

- **PI ONLY FOR THE CANDIDATES WHO DON'T HAVE VALID IELTS SCORE**
- **In Case You can't USE ZOOM Application, You can USE IMO Video Calls with Respective SUU PI COMMITTEE.**
- **The Details of SUU PI COMMITTEE and Their IMO Phone NUMBERS will be Shared on OFFICIAL Telegram Channel AND WEBSITE**

Thanks For Your Attention  
Etiboringiz uchun rahmat

